

CVRx[®]

44th Annual William Blair Growth Stock Conference,
June 2024
NASDAQ: CVRX



CVRx
Outsmart the heart

Disclaimer

Cautionary Note Regarding Forward-Looking Statements

This presentation by CVRx, Inc. (the "Company") contains forward-looking statements within the meaning of the Private Securities Litigation Reform Act of 1995. All statements other than statements of historical facts are forward-looking statements, including statements regarding our future financial performance (including, specifically, our 2024 expected operating and financial results), our anticipated growth strategies, anticipated trends in our industry, our business prospects and our opportunities. In some cases, you can identify forward-looking statements by terms such as "may," "will," "should," "expect," "plan," "anticipate," "could," "outlook," "guidance," "intend," "target," "project," "contemplate," "believe," "estimate," "predict," "potential" or "continue" or the negative of these terms or other similar expressions, although not all forward-looking statements contain these words.

The forward-looking statements in this presentation are only predictions and are based largely on our current expectations and projections about future events and financial trends that we believe may affect our business, financial condition, and results of operations. These forward-looking statements speak only as of the date of this presentation and are subject to a number of known and unknown risks, uncertainties and assumptions, including, but not limited to, our history of significant losses, which we expect to continue; our limited history operating as a commercial company and our dependence on a single product, Barostim; our limited commercial sales experience marketing and selling Barostim; our ability to demonstrate to physicians and patients the merits of our Barostim; any failure by third-party payors to provide adequate coverage and reimbursement for the use of Barostim; our competitors' success in developing and marketing products that are safer, more effective, less costly, easier to use or otherwise more attractive than Barostim; any failure to receive access to hospitals; our dependence upon third-party manufacturers and suppliers, and in some cases a limited number of suppliers; a pandemic, epidemic or outbreak of an infectious disease in the U.S. or worldwide; product liability claims; future lawsuits to protect or enforce our intellectual property, which could be expensive, time consuming and ultimately unsuccessful; any failure to retain our key executives or recruit and hire new employees; impacts on adoption and regulatory approvals resulting from additional long-term clinical data about our product; and other important factors that could cause actual results, performance or achievements to differ materially from those that are found in "Part I, Item 1A. Risk Factors" in our Annual Report on Form 10-K for the year ended December 31, 2023 and in "Part 2, Item 1A. Risk Factors" in our Quarterly Report on Form 10-Q for the quarter ended March 31, 2024, as such factors may be updated from time to time in our other filings with the Securities and Exchange Commission. Except as required by applicable law, we do not plan to publicly update or revise any forward-looking statements contained herein, whether as a result of any new information, future events, changed circumstances or otherwise.

Market & Industry Data

This presentation includes market and industry data and forecasts that the Company has developed from independent research reports, publicly available information, various industry publications, other published industry sources or the Company's internal data and estimates. Independent research reports, industry publications and other published industry sources generally indicate that the information contained therein was obtained from sources believed to be reliable, but do not guarantee the accuracy and completeness of such information. Although the Company believes that the publications and reports are reliable, the Company has not independently verified the data and makes no representation or warranty with respect to the accuracy of such information.

Introduction

- **33-year medical device veteran**
 - 17 years at Medtronic in commercial roles in the US and Europe
 - 16 years running growth-stage medical device companies
- **Opportunities largely focused on market development and the introduction of novel therapies and technologies**
 - Electrophysiology, neurostimulation, structural heart, ophthalmology, surgical navigation
- **Joined CVRx Board in late 2022**
- **Became CEO in February 2024**
- **Why did I join CVRx?**

Company overview

**The world's first
neuromodulation therapy
to improve heart failure
symptoms**

**Among the first recipients
of the FDA's
"Breakthrough Device"
designation**



Located in Minneapolis, MN
Fully integrated manufacturing
Public company since 2021
>200 employees
>4,000 patients treated


Heart Failure (HF) is a burdensome, life-limiting disease affecting over 6M people living in the U.S.¹



>1.1M hospital discharges¹



>1.3M emergency room visits¹



>8M physician office visits¹



Annual costs expected to reach \$70B by 2030¹

All figures are annual estimates for the U.S.

While existing treatments have been proven to extend life; few offer significant symptomatic benefit for HF patients

HF negatively impacts quality of life (QoL) particularly among those with reduced ejection fraction (HFrEF)



66%
have mobility problems¹



68%
report pain or discomfort¹

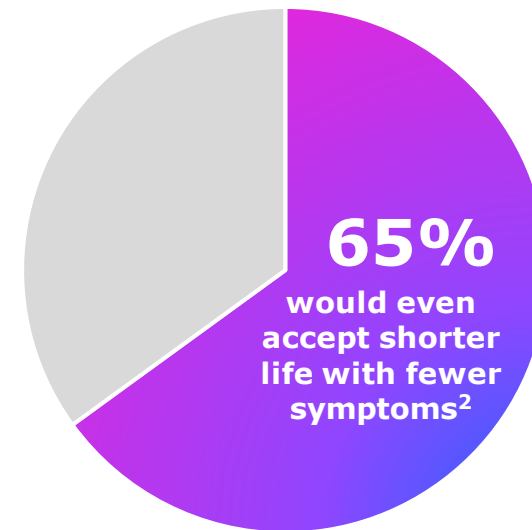


76%
find usual activities difficult¹



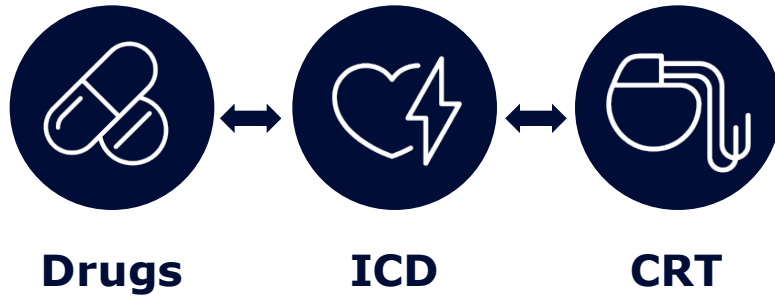
50%
have anxiety or depression¹

The majority of patients value symptom improvement over longevity

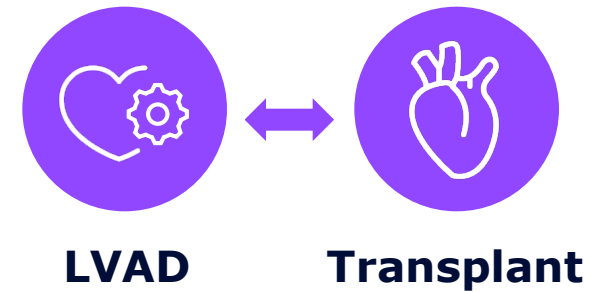


Current guideline directed medical therapies for HFrEF

Early/Mid-Stage Therapies

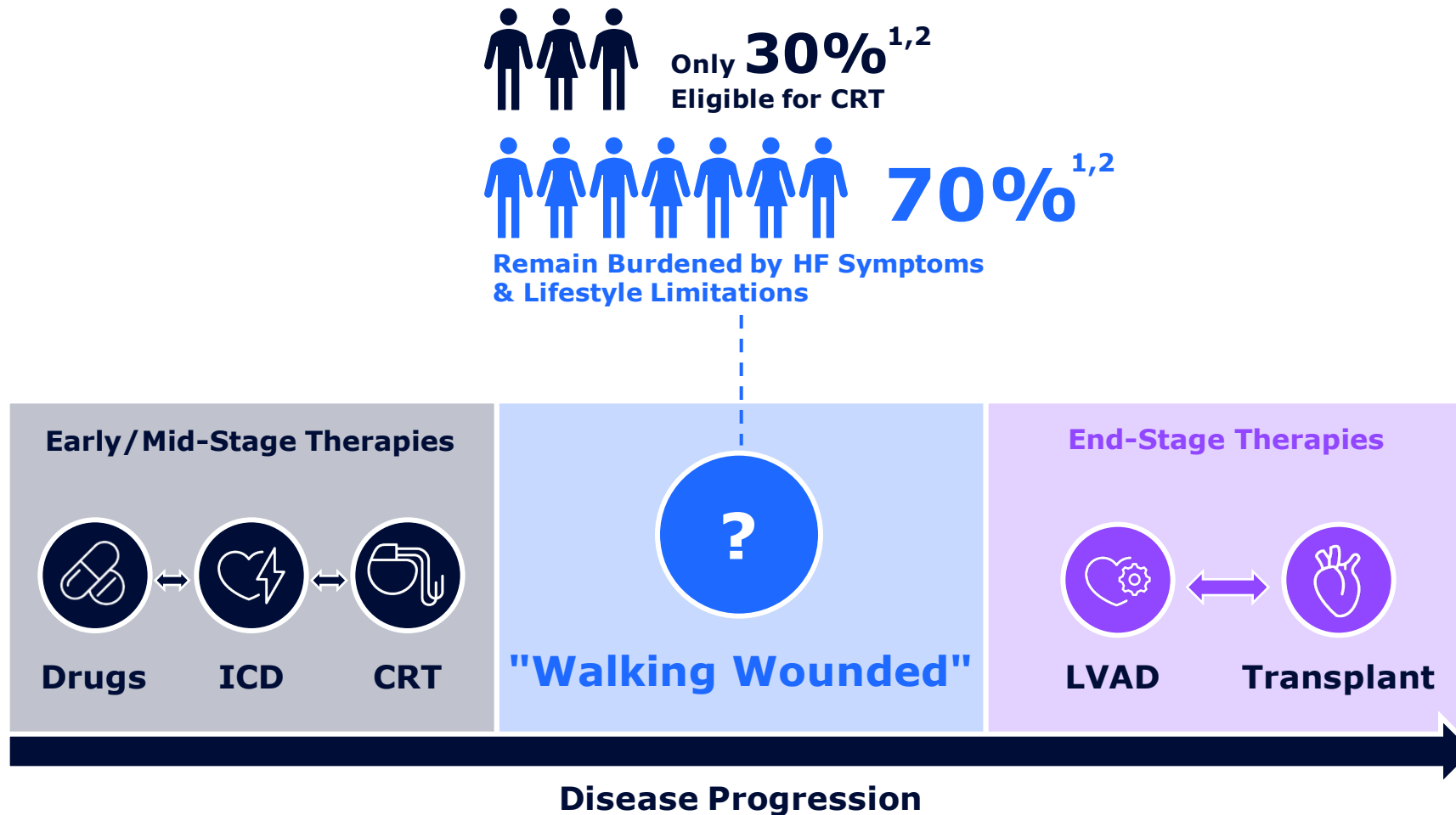


End-Stage Therapies



Disease Progression

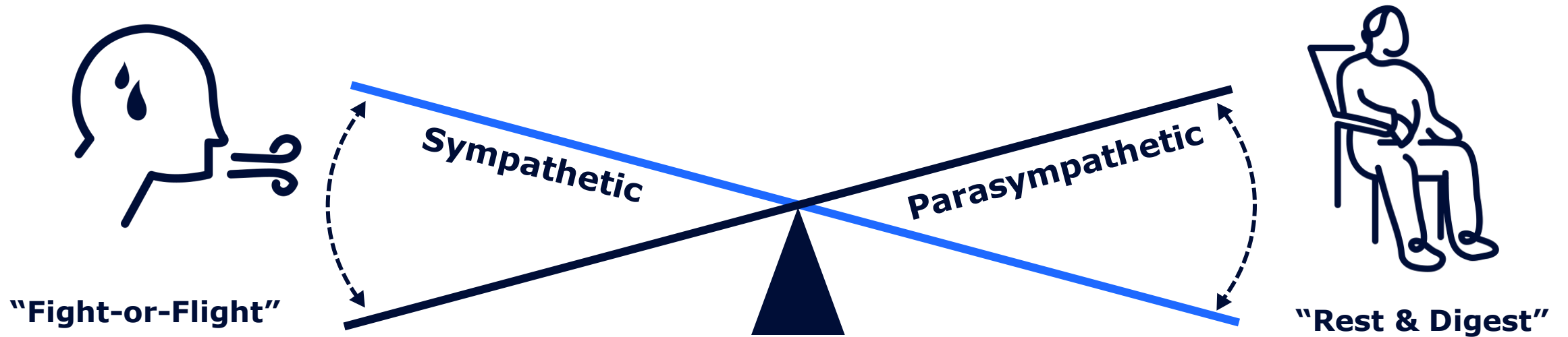
Only 30% of NYHA III HFrEF patients are eligible for CRT, leaving 70% without an option to improve their quality of life



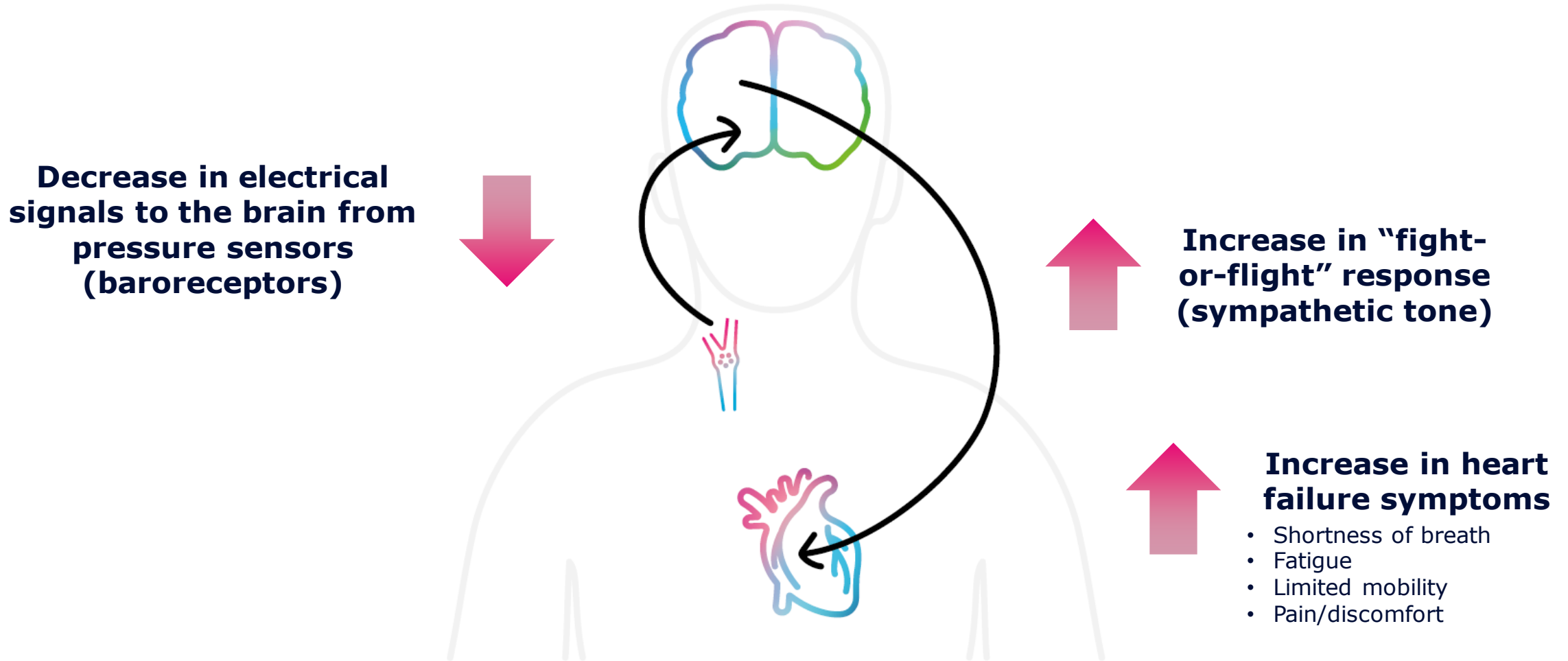
Barostim Therapy



Homeostasis requires a balance between the two branches of the autonomic nervous system

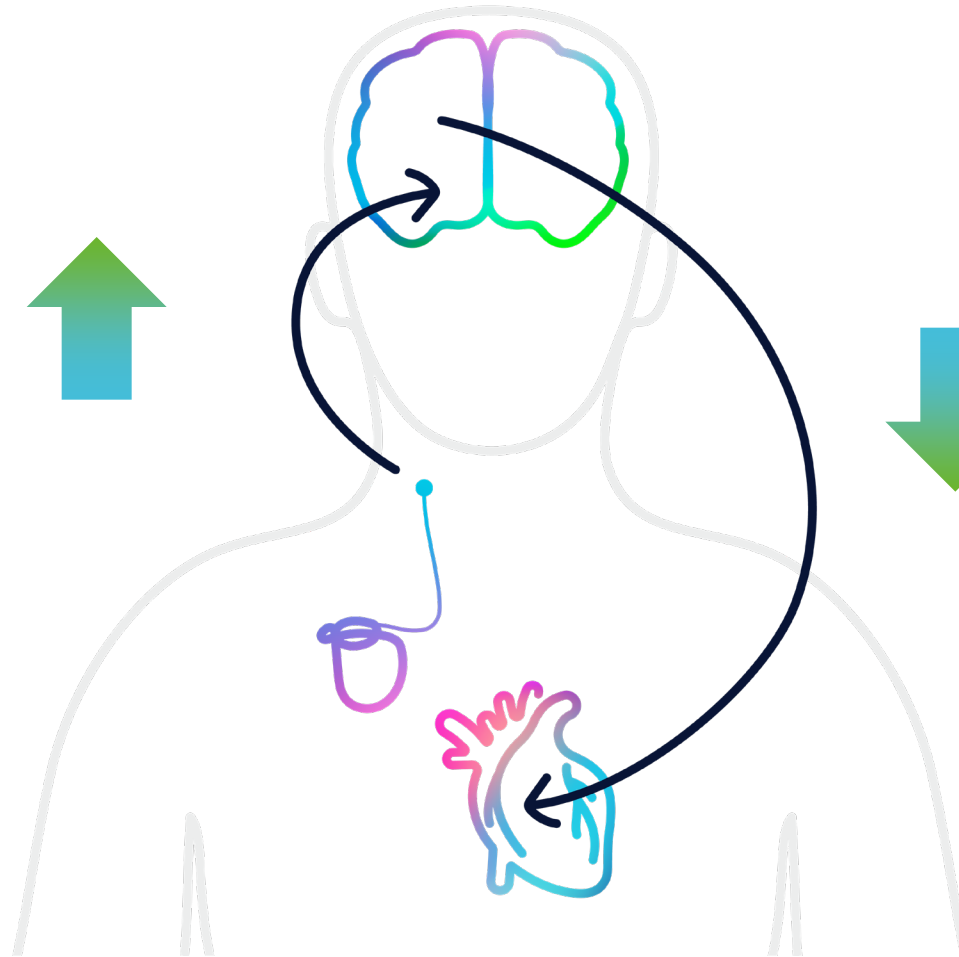


Heart failure is characterized by an imbalance in the autonomic nervous system leading to progressively worsening HF symptoms



Barostim leverages a well-understood mechanism to improve HF symptoms by rebalancing the autonomic nervous system

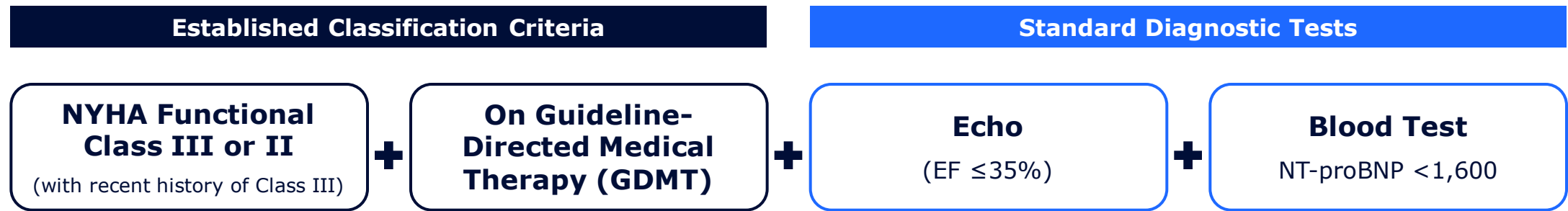
Barostim restores normal electrical signals to the brain



Decrease in "fight-or-flight" response

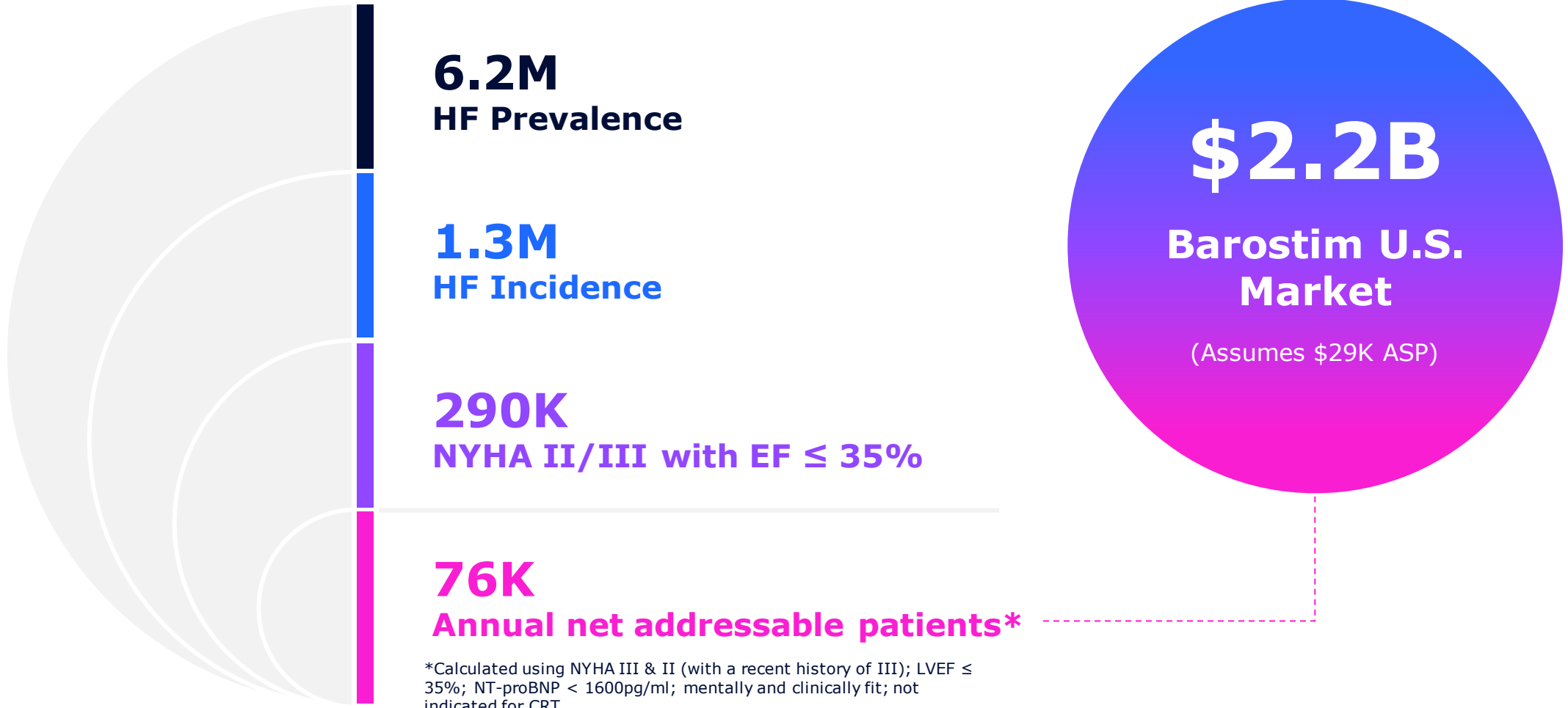
Decrease in heart failure symptoms

Patients indicated for Barostim are identified using established classification criteria and standard diagnostic tests



Stable HFrEF patients who are symptomatic despite GDMT

\$2.2B U.S. Annual Net Addressable Market for Barostim



*Calculated using NYHA III & II (with a recent history of III); LVEF ≤ 35%; NT-proBNP < 1600pg/ml; mentally and clinically fit; not indicated for CRT

Barostim system components



Barostim Generator
(Avg. battery life of 6 years)

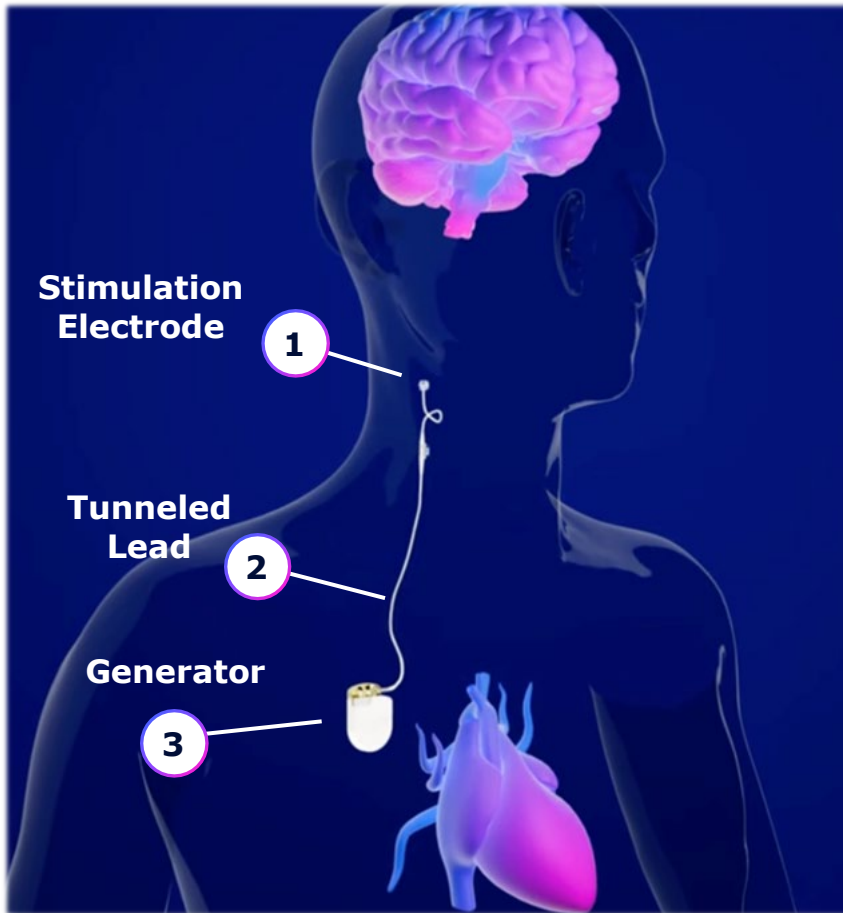


Carotid Sinus Lead



Barostim Programmer

Barostim is implanted in a 60-min procedure¹, with 97% freedom from major complications²



- **Typically done on an outpatient basis**
- **Requires a small incision in both the neck and chest**
- **Entirely extravascular, with no leads in the heart**
- **Procedure is proven safe; achieved a 97% MANCE-free rate²**

MANCE - Major Adverse Neurological and Cardiovascular Events includes all events that occur within 6 months of implant

Barostim has been demonstrated to be an effective, predictable, and durable therapy to improve patient quality of life



**Exercise
Capacity**



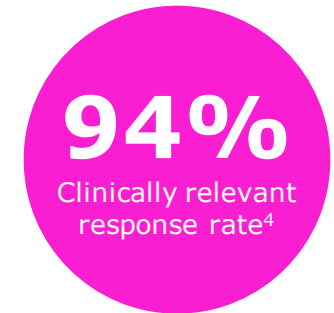
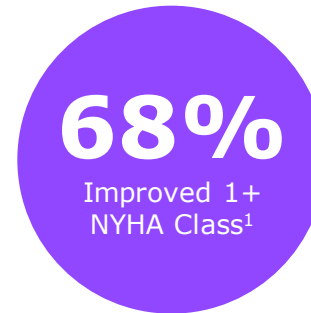
**Quality
of Life**



**Functional
Status**



**High
Response Rate**



BeAT-HF trial showed a positive signal for all-cause mortality

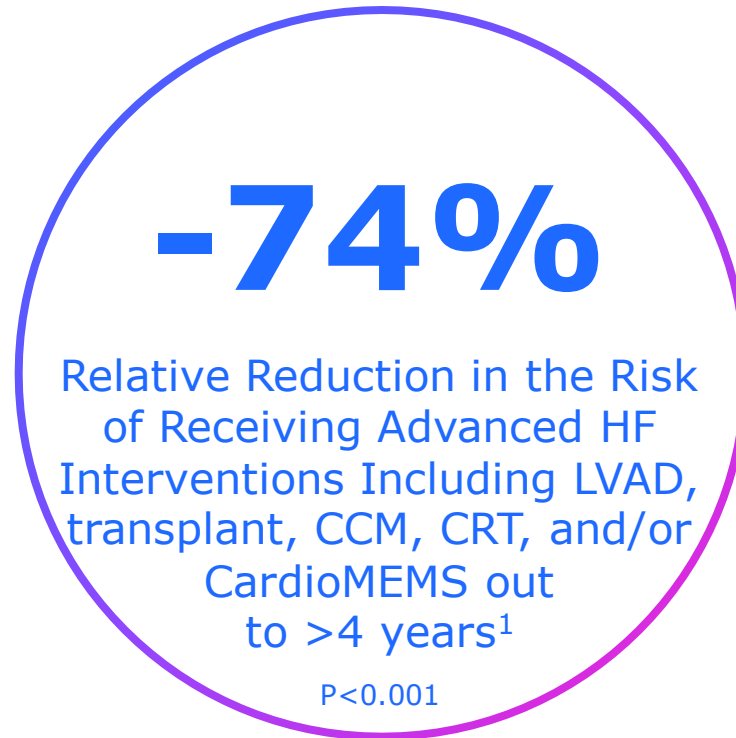
-34%

Relative Reduction in
All-cause death, LVAD
or transplant out to
>4 years¹

p=0.054

Note: Not a powered endpoint

BeAT-HF trial showed a significant reduction in the risk of receiving advanced HF interventions



Note: Not a powered endpoint

BeAT-HF trial showed a significant reduction in serious cardiovascular events

-51%

Reduction in Serious Cardiovascular Events¹

p = 0.023

Note: Not a powered endpoint

Reduction in Serious Cardiovascular Events¹

Cardiac Arrhythmias / Arrests | **-50%**

MI / Angina | **-44%**

Hypotension / Syncope | **-63%**






Total | -51%

We are focused on addressing the key barriers on the path toward becoming standard of care

- 1** Increase therapy awareness among referrers and patients
- 2** Develop more robust clinical evidence
- 3** Improve patient access to Barostim

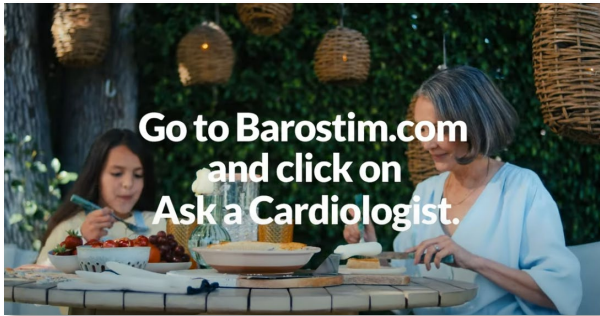
1

Increase awareness among referrers and patients on the role of Barostim therapy in the treatment continuum

Provider Segment	US Total ¹	% of Indicated Patients	Commercial Focus
HF Specialist (HFS)	1,441	24%	
Electrophysiologist (EP)	2,996	16%	
General Cardiologist (GC)	24,961	44%	
Advanced Practice Provider (APP)	N/A	N/A	
General Practitioner (GP)	280,000	16%	

1 Expand investment in direct-to-consumer marketing

Multichannel DTC Advertising



Online Screener

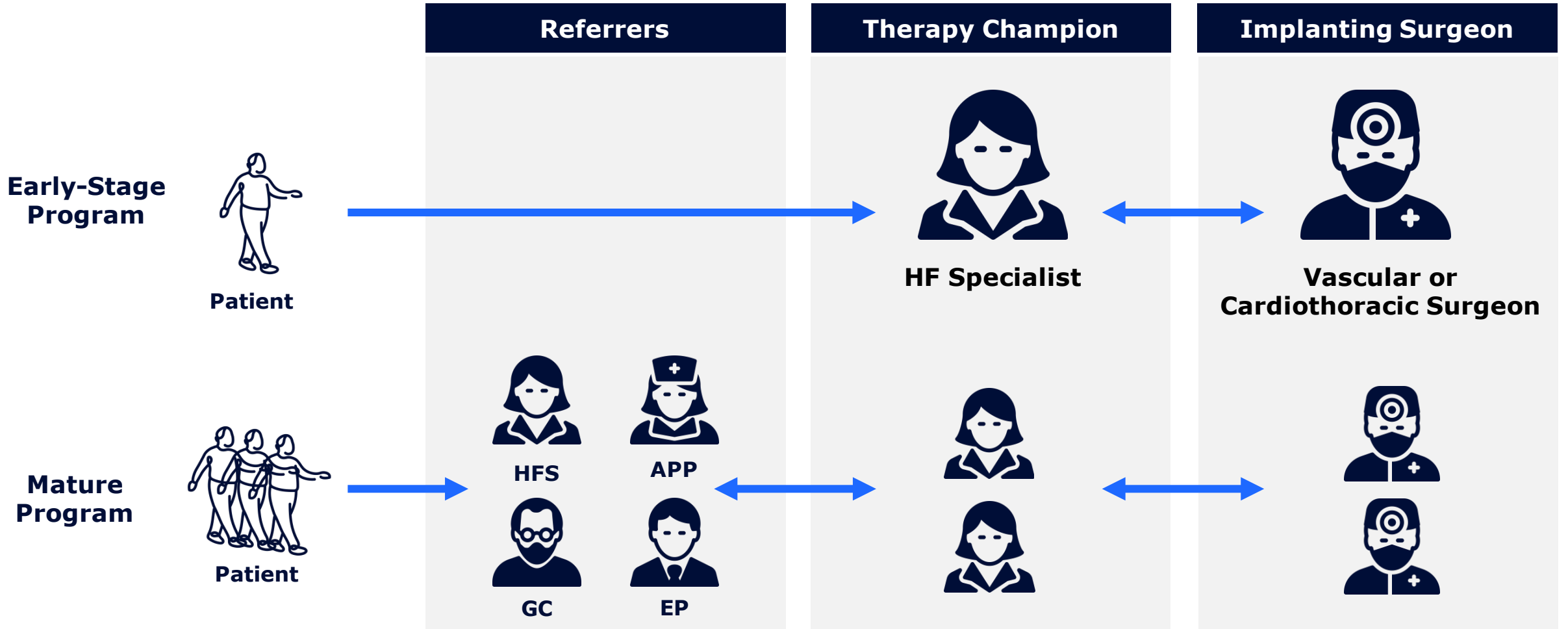
Do I Qualify?

Patient Journey Support



Education, support, and care coordination for potential Barostim patients and their families

1 Build sustainable Barostim programs



2

Develop a steady cadence of clinical evidence to support Barostim therapy in two key areas

Evidence of Improved "Outcomes"

Evidence Supporting Mechanism of Action

Areas of Exploration:

- Ability to optimize drug therapy
- HF hospitalization reduction
- Arrhythmia reduction

- Pressure-volume loop
- Pulmonary artery pressure
- Cardiac index



Evidence Generation Channels:



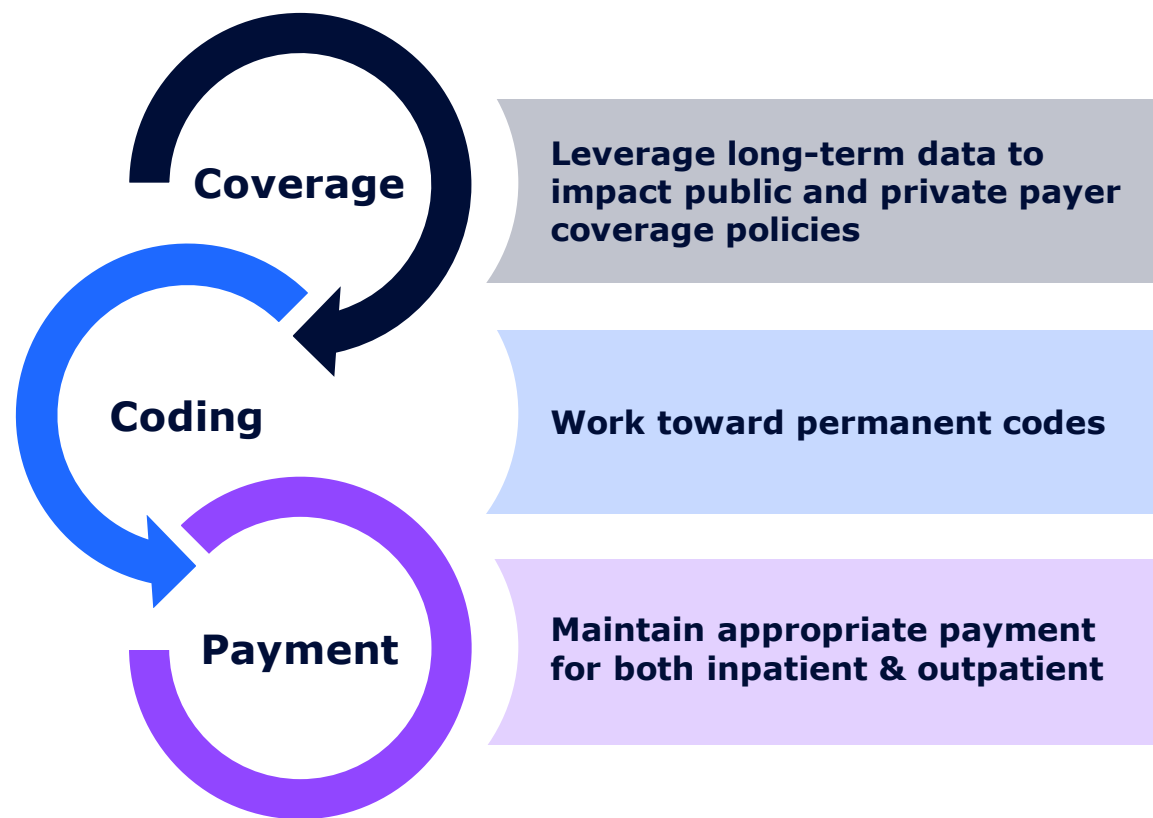
Barostim European Registries



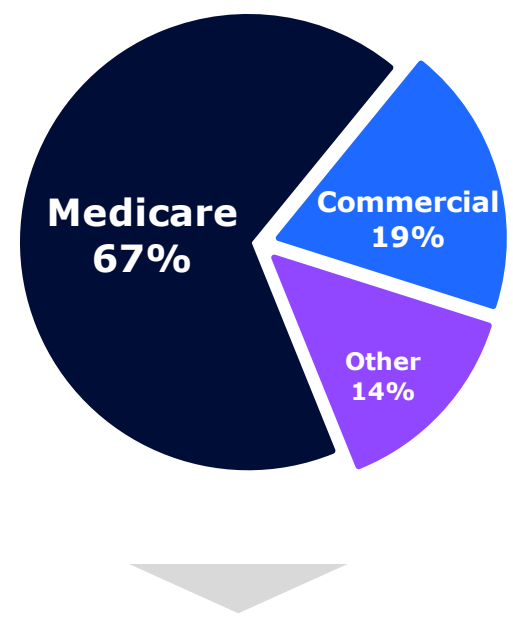
Barostim Investigator Initiated Research (BIIR)

3 Accelerate patient access initiatives

Reimbursement Focus



Payor Mix of Barostim-Eligible Patients



Expand prior authorization support capabilities within the Barostim Connect Program

3

Barostim procedure reimbursement is simple and consistent across sites of service

Setting	Code*	2024 Medicare National Average Payment
Outpatient	CPT 0266T	\$45K
Inpatient	DRG 276 (Proposed Rule)	\$42.6K (Proposed)
ASC	CPT 0266T	\$42.5K

* Payment codes are indexed to adjust for cost of living and thus vary by location. These payments generally cover the hospital's costs for the device and the implantation procedure.

New executive leadership will support our strategy to address the key barriers to adoption



Dr. Philip Adamson
Chief Medical Officer



Jennifer Englund
Sr. VP, Global Clinical Research

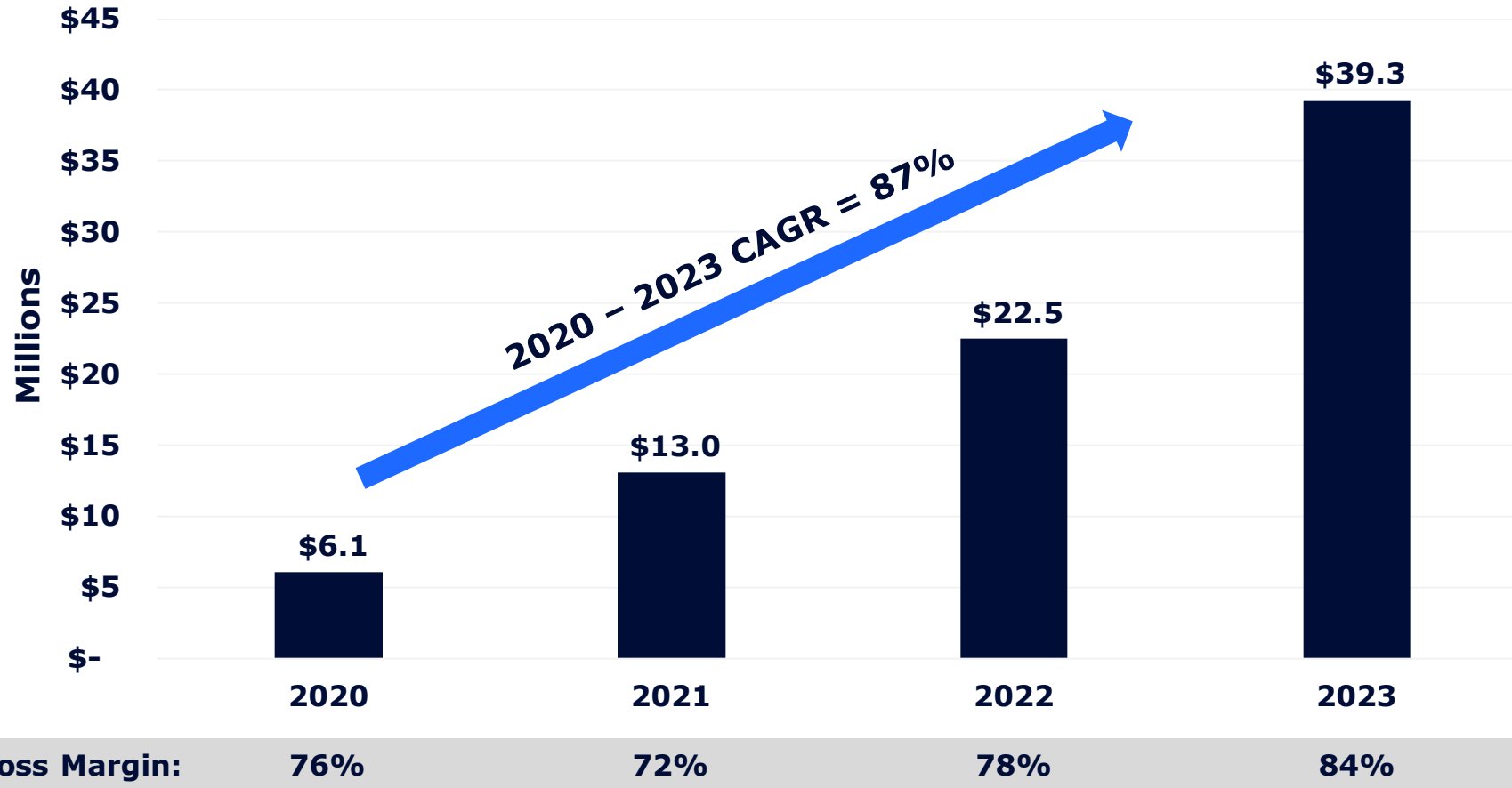


Bonnie Handke
Sr. VP, Patient Access,
Reimbursement, and Healthcare
Economics



2023 financial update

Global Revenue



178
US Active
Implanting
Centers
(12/31/23)

38
US Territories
(12/31/23)

2024 financial status and guidance

Q1 2024 Highlights

- Revenue: \$10.8M
- US HF Revenue: \$9.7M (+43%)
- US HF ASP: \$30.5K
- US Territories: 39 (+1)
- Active Implanting Centers: 190 (+12)
- Gross Margin: 85%
- Cash Balance: \$80.1M (End of Q1)

Guidance

(reaffirmed as of 6/5/2024)

- Q2 2024 Revenue: \$11.3 – \$12.3M
- Full Year 2024:
 - Revenue: \$50.0 – \$53.0M
 - Gross Margin: 83% – 85%
 - Operating Expense: \$92.0 – \$98.0M

Significant opportunity for value creation

Massive \$2.2B annual market opportunity

Well-defined patient population with limited treatment options

Highly differentiated therapy with proven safety profile and high response rate

Focused plan to drive Barostim therapy to standard of care

